

**New genera of Alleculinae (Coleoptera: Tenebrionidae) from Oriental region.
Part II - *Jaklia* gen. nov.**

Vladimír NOVÁK

District Museum Prague-East,
Masarykovo náměstí 97, CZ-250 01 Brandýs nad Labem, Czech Republic;
e-mail: alleculinae.vn@centrum.cz

Taxonomy, new genus, new species, new combination, description, redescription, key, Coleoptera, Tenebrionidae, Alleculinae, *Jaklia*, Oriental region

Abstract. *Jaklia* gen. nov. with the species *J. horaki* sp. nov. from Thailand, *J. serraticornis* sp. nov. (as a type species) from Indonesia (Mentawai isls) and Malaysia and *J. rufipennis* (Pic, 1915) comb. nov. from Indonesia (Sumatra) are described, illustrated and keyed. Redescription of *J. rufipennis* (Pic, 1915) comb. nov. is added.

INTRODUCTION

The new genus *Jaklia* gen. nov. with the species *Jaklia serraticornis* sp. nov. from Indonesia (Mentawai isls) and Malaysia as a type species, *J. horaki* sp. nov. from Thailand and *J. rufipennis* (Pic, 1915) comb. nov. from Indonesia (Sumatra) as transformed species from the genus *Allecula* Fabricius, 1801 distinctly belongs to the tribe Alleculini Laporte, 1840 and subtribe Alleculina Laporte, 1840 (species with penultimate tarsomere of each tarsus distinctly lobed). The new genus differs from a similar genus *Allecula* Fabricius, 1801 mainly by antennomeres 4-10 strongly serrate as in *Pseudocistela* Crotch, 1873 species of the subtribe *Gonoderina* Seidlitz, 1896. The tarsomeres of the *Pseudocistela* species are not lobed. The new genus *Jaklia* gen. nov. with the new species *J. horaki* sp. nov. and *J. serraticornis* sp. nov. are presently described, illustrated and keyed with the species *J. rufipennis* (Pic, 1915) comb. nov., which is also redescribed here.

MATERIAL AND METHODS

Two important morphometric characteristics used for the descriptions of species of the subfamily Alleculinae are employed: the 'ocular index' dorsally (Campbell & Marshall, 1964), calculated by measuring the minimum distance between the eyes and dividing this value by the maximum dorsal width across eyes, the quotient resulting from this division being converted into an index by multiplying by 100, and the 'pronotal index' (Campbell, 1965), the ratio of the length of the pronotum along the midline to the width at the posterior angles, this ratio being multiplied by 100 for convenience.

The following codens are used in the paper:

MNHN collection of Muséum National d'Histoire naturelle, Paris, France;

NMPC collection of National Museum Prague, Czech Republic;
VNPC Vladimír Novák, private collection, Prague, Czech Republic.

Slash (/) separates data in different rows on locality labels, double slash (//) separates data on different labels. Measurements were made with the Olympus SZ 40 stereoscopic microscope with continuous magnification and with Analysis soft imaging system.

TAXONOMY

Jaklia gen. nov.

Type species. *Jaklia serraticornis* sp. nov.

Description. General shape (Fig. 11) narrowly elongate *Allecula*-like. Head (Fig. 13) with punctation and microgranulation, robust, wide, slightly narrower than pronotum. Eyes large, transverse, strongly excised; space between eyes very narrow. Antennae (Fig. 15) with microgranulation, relatively long, distinctly exceeding half the body length. Antennomere 2 shortest, antennomere 3 short, only slightly longer than antennomere 2, distinctly shorter than densely punctate antennomeres 4-11. Antennomeres 4-10 dull, strongly serrate, not more than twice and half longer than wide at apex. Maxillary palpus with axe-shaped ultimate palpomere. Pronotum (Fig. 13) glabrous, distinctly narrower than base of elytra, transverse, broadest near lateral half. Posterior angles distinct, anterior angles indistinct, base bisinuate. Margins distinct throughout their entire length. Surface densely punctate with microgranulation, near base with one relatively deep oblique impression from both sides near angles and with one transverse shallow impression. Elytra glabrous, long and narrow. Elytral striae with rows of punctures. Elytral intervals distinctly vaulted, with sparse and small punctures and microgranulation. Elytral epipleura well developed, basal half with deep and coarse, large punctures. Scutellum triangular with distinctly rounded apex. Ventral side of body brown with microgranulation and punctation, abdomen five-segmented with very sparse pale brown setation, with sparse punctation and microgranulation. Prosternum, mesosternum and metasternum with punctures deeper and coarser than punctures of abdomen. Legs longer, narrow, tibiae narrower than femora, normal, without teeth, impressions and depressions. Anterior tarsomeres 1-4, middle tarsomeres 3-4 and posterior tarsomere 3 of male strongly broadened and lobed. Male genitalia (Figs 17, 18).

Female. Body more robust, habitus as in Fig. 12, head and pronotum as in Fig. 14., space between eyes wider than in male. Antenna as in Fig. 16, shorter than that in male, antennomere 3 distinctly longer than antennomere 2, antennomeres 4-10 serrate, but not as strongly as in male.

Etymology. The genus name is dedicated to my friend Stanislav Jakl - specialist in Cetoniidae, who first gave me a specimen of type species of this new genus. Gender: feminine.

Distribution. Indonesia, Malaysia, Thailand.

KEY TO THE GENERA

- A (B) Species with antennomeres 4-10 strongly serrate and penultimate tarsomere of each tarsus lobed *Jaklia* gen. nov.
B (A) Species with antennomeres 4-10 strongly serrate or penultimate tarsomere of each tarsus lobed C
C (D) Species with antennomeres 4-10 strongly serrate genus *Pseudocistela* Crotch, 1873
D (C) Species with penultimate tarsomere of each tarsus lobed subtribe *Alleculina* Laporte, 1840

KEY TO MALES OF THE GENUS *JAKLIA* GEN. NOV.

- 1 (2) Large species, antennomere 3 nearly twice longer than antennomere 2, space between eyes approximately as long as length of antennomere 2. Habitus as in Fig. 1; Head and pronotum as in Fig. 3; Antennae as in Fig. 5; Aedeagus as in Figs 7 and 8. Thailand *Jaklia horaki* sp. nov.
2 (1) Small species, space between eyes very narrow, distinctly narrower than length of antennomere 2 and length of antennomere 2 approximately as long as antennomere 3. Habitus as in Fig. 11; Head and pronotum as in Fig. 13; Antennae as in Fig. 15; Aedeagus as in Figs 17 and 18. Malaysia, Indonesia (Mentawai isls) *Jaklia serraticornis* sp. nov.

KEY TO FEMALES OF THE GENUS *JAKLIA* GEN. NOV.

- 1 (2) Posterior angles of pronotum slightly dilated outwards, lateral margins before posterior angles slightly excised, pronotum relatively narrow. Habitus of female as in Fig. 12; Head and pronotum of female as in Fig. 14. Malaysia, Indonesia (Mentawai isls) *Jaklia serraticornis* sp. nov.
2 (1) Posterior angles of pronotum rectangular, lateral margins before posterior angles straight, pronotum transverse, wide 3
3 (4) Middle of anterior margin of pronotum with distinct border, punctures of pronotum smaller, interspaces between punctures near sides of pronotum wide. Habitus of female as in Fig. 2; Head and pronotum of female as in Fig. 4. Thailand *Jaklia horaki* sp. nov.
4 (3) Border in middle of anterior margin of pronotum indistinct, punctures of pronotum larger, interspaces between punctures very narrow. Habitus of female as in Fig. 9; Head and pronotum of female as in Fig. 10. Indonesia (Sumatra) *Jaklia rufipennis* (Pic, 1915) comb. nov.

Jaklia horaki sp. nov.

(Figs 1-8)

Type locality. NW Thailand, Mae Hong Son, Ban Si Lang.

Type material. Holotype (♂): 'NW THAILAND, 23.-31.5. / 'Mae Hong Son, 1991' / 'Ban Si Lang, 1200 m' / 'J. Horák leg.', (VNPC); Paratype: (1 ♀): 'NW Thailand, Chieng Dao, / 'Ban San Pakla, 5.-10. v. / '2004, 1200m, Sv. Bílý leg.' (NMPC). The types are provided with a printed red label: '*Jaklia horaki* sp. nov. HOLOTYPUS [resp. PARATYPUS] V. Novák det. 2009'.

Description of holotype. Habitus of male holotype as in Fig. 1. Body elongate, from pale brown to dark blackish-brown, length 10.97 mm, widest near two thirds of elytral length, maximum width 3.33 mm, 3.29 times longer than wide.

Head (Fig. 3) robust, relatively broad, dark blackish-brown, posterior part with a few short, pale brown setae, anterior part and clypeus brown with longer and denser pale brown

setation. Brown mandibles strong with dark brown margin. Head widest across eyes 1.94 mm, approximately 0.88 times as wide as pronotal base. Length of head (visible part) 1.65 mm. Eyes large, dark, transverse, deeply excised, space between eyes very narrow, as broad as length of antennomere 2. Ocular index equal to 8.51. Punctuation sparse, punctures small, interspaces between punctures with microgranulation, slightly shiny.

Antenna (Fig. 5). Relatively long (6.06 mm, i.e. reaching 0.55 of body length), unicoloured brown with dense pale brown setation and microgranulation. Antennomeres 1-3 slightly shiny; antennomeres 4-11 dull with dense punctuation and small punctures. Antennomeres 3-10 strongly serrate, antennomere 2 shortest. Ratios of relative lengths of antennomeres 1-11 equal to 1.70 : 0.58 : 1.00 : 2.80 : 2.85 : 3.13 : 3.15 : 3.00 : 3.20 : 3.10 : 4.00. Length / maximum width ratios of antennomeres 1-11 equal to 1.39 : 0.77 : 1.14 : 1.65 : 1.87 : 1.79 : 1.88 : 1.71 : 2.21 : 2.30 : 4.44.

Maxillary palpus unicoloured pale brown, concolorous with clypeus, with pale brown setation and microgranulation, slightly shiny. Palpomeres narrow, slightly widened at apex, penultimate palpomere distinctly shorter than ultimate palpomere. Ultimate palpomere axe-shaped. Ratios of relative lengths of palpomeres 2-4 equal to 1.11 : 1.00 : 1.75. Length / maximum width ratios of palpomeres 2-4 equal to 2.13 : 1.68 : 2.01.

Pronotum (Fig. 3) transverse, dark brown, glabrous, distinctly narrower than elytra; 1.14 times as wide as head across eyes, longest in the middle (1.50 mm) and widest at base (2.21 mm). Pronotal index equal to 67.96. Borders complete along their entire length, posterior margin bisinuate, in antescutellar area slightly excised, posterior angles distinctly obtuse-angled, lateral margins regularly rounded. Anterior angles indistinct, anterior margin slightly rounded. Base with one deep and large, oblique impression from both sides near posterior angles and one shallow transverse impression. Surface with microgranulation, densely punctate, punctures relatively small, slightly shiny.

Elytra glabrous, slightly shiny, unicoloured dark brown, 7.82 mm long and 3.33 mm wide, distinctly broader than pronotum, widest approximately near half. Length / maximum width ratio of 3.29. Elytral interspaces distinctly vaulted, with microgranulation and punctuation, punctures small. Elytral striae with rows of small punctures, but larger than punctures in elytral interspaces. Elytral epipleura well developed, glabrous, shiny, concolorous with elytron, evenly narrowing in basal half, from mesosternum to metasternum parallel, in apical half before abdominal sternite 5 parallel, then narrowing to rounded apex. Basal half with two rows of large punctures and a row of small punctures.

Scutellum broadly triangular with rounded apex, dark brown, concolorous with elytra.

Legs unicoloured brown, paler than ventral part of body, with dense, long, pale brown setation, Femora thicker than tibiae. Posterior tibia with very fine angle near half of inner margin. Anterior tarsomeres 1-4, middle tarsomeres 3-4 and posterior tarsomeres 3 broadened and lobed. Ratios of relative lengths of tarsomeres 1-5 and 1-4 equal to 1.00 : 0.80 : 1.17 : 1.40 : 1.41 (protarsus), 1.00 : 0.29 : 0.50 : 0.51 : 0.85 (mesotarsus), and 1.00 : 0.23 : 0.33 : 0.47 (metatarsus). Both anterior tarsal claws with 10 visible teeth.

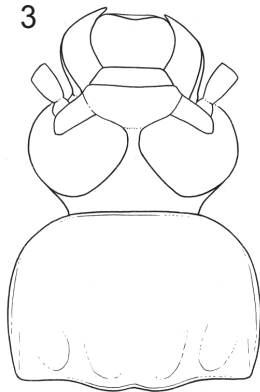
Ventral side of body dark brown, concolorous with dorsal side, glabrous, shiny, with deep punctures. Punctuation of mesosternum and metasternum denser than that of prosternum. Abdomen paler – brown, ultimate abdominal sternite pale brown, with sparse, pale brown setation, with shallow punctuation and microgranulation, rather dull.



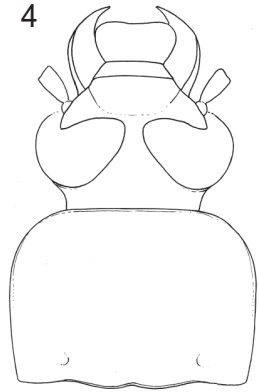
1



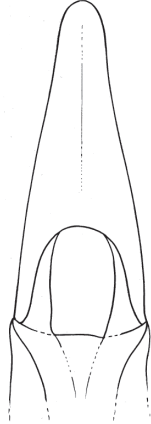
2



3



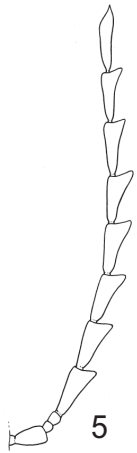
4



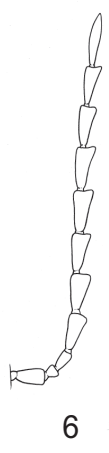
7



8



5



6

Figs 1-8. *Jaklia horaki* sp. nov.: 1- Habitus of male holotype; 2- Habitus of female; 3- Head and pronotum of male holotype; 4- Head and pronotum of female; 5- Antennae of male holotype; 6- Antennae of female; 7- Aedeagus, dorsal view; 8- Aedeagus, lateral view.

Aedeagus (Figs 7 and 8). Pale yellowish brown, apical piece slightly darker, shiny, with microgranulation. Basal piece slightly rounded laterally, 3.61 times as long as apical piece. Basal half of basal piece parallel, then in apical half slightly narrowing dorsally. Apical piece longitudinally triangular, narrowing to narrow, rounded apex dorsally.

Female (Figs 2, 4, 6). Antennae shorter than in male (reaching only 0.49 of body length), antennomere 3 distinctly longer than in male, posterior tibia without angle. Length 10.81 mm; head length 1.51 mm; head width 1.85 mm. Ocular index 9.37. Pronotal length (along midline) 1.61 mm; pronotal width at base 2.27 mm. Pronotal index 70.94. Elytral length 7.69 mm; elytral width 3.44 mm.

Ratios of relative lengths of antennomeres 1-11 equal to 1.48 : 0.50 : 1.00 : 1.79 : 1.79 : 1.75 : 1.75 : 1.79 : 1.77 : 1.71 : 2.36. Length / maximum width ratios of antennomeres 1-11 equal to 2.31 : 1.00 : 2.15 : 2.63 : 2.38 : 2.18 : 2.41 : 2.22 : 2.75 : 2.59 : 5.07.

Ratios of relative lengths of tarsomeres 1-5 and 1-4 equal to 1.00 : 0.63 : 1.02 : 0.94 : 1.76 (protarsus), 1.00 : 0.44 : 0.32 : 0.39 : 0.86 (mesotarsus), and 1.00 : 0.25 : 0.55 : 0.31 (metatarsus). Both anterior tarsal claws with 8 visible teeth.

Differential diagnosis. The *Jaklia horaki* sp. nov. differs from a similar species *J. serraticornis* sp. nov. mainly by the broader space between eyes of males, which is as broad as length of antennomere 2 and by antennomere 3 distinctly longer than antennomere 2, while the *J. serraticornis* sp. nov. has antennomere 2 approximately as long as length of antennomere 3 and with space between eyes of males distinctly narrower than length of antennomere 2. Female of the *J. horaki* sp. nov. differs from the female of the species *J. rufipennis* (Pic, 1915) comb. nov. mainly by border of anterior margin of pronotum distinct and punctures of pronotum smaller with broader interspaces between punctures, while female of the species *J. rufipennis* (Pic, 1915) comb. nov. has border of anterior margin indistinct, punctures of pronotum larger and interspaces between punctures very narrow. For further details see the key above.

Etymology. Dedicated to one of the collectors - Jan Horák (Prague, Czech Republic) - my friend and well-known specialist in the family Mordellidae.

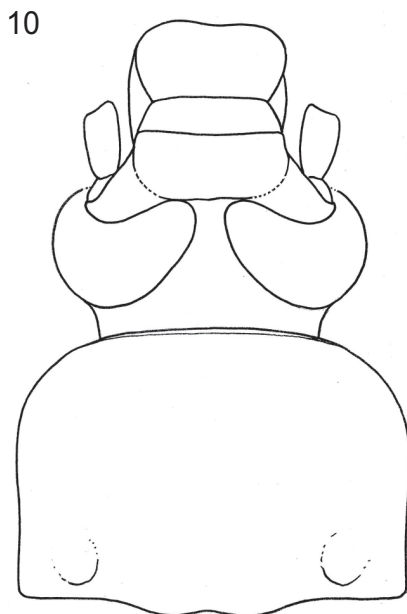
Distribution. Thailand.

Jaklia rufipennis (Pic, 1915) **comb. nov.**
(Figs 9, 10)

Allecula rufipennis Pic, 1915: 16.

Type locality. Sumatra, Palembang.

Type material. Holotype by monotypy (♀): white label 'Palembang / Sumatra' printed in black // red label 'TYPE' printed in black // white label 'rufipennis / Pic' handwritten black, (MNHN).



Figs 9-10. *Jaklia rufipennis* (Pic, 1915) comb. nov.: 9- Habitus of holotype; 10- Head and pronotum of holotype.

Type condition. Specimen glued on white label with black frame. Right antenna with antennomeres 1-5, left antenna with antennomeres 1-9; rest destroyed. Legs and tarsi complete and visible under body, only left middle tarsi invisible - destroyed or glued under body.

Redescription. Habitus of female holotype as in Fig. 9. Body elongate, brown, length 10.25 mm, widest near midlength of elytra, maximum width 3.10 mm; 3.31 times longer than wide. Head (as in Fig. 10) brown, anterior half with long, pale brown setation and microgranulation, dull. Anterior part slightly shiny. Head length 1.56 mm; width across eyes 1.73 mm. Eyes large, transverse, deeply excised, space between eyes very narrow, ocular index equal to 12.57. Antenna with long and dense pale brown setation, punctation and microgranulation. Antennomeres 1-2 brown, from antennomere 3 pale brown, from antennomere 4 distinctly serrate. Maxillary palpus brown, ultimate palpomere broadly triangular with microgranulation. Pronotum (as in Fig. 10) brown, transverse with dense punctation, punctures large and relatively coarse, interspaces between punctures narrow with microgranulation. Pronotal length along midline 1.62 mm, width at base 2.24 mm; pronotal index equal to 72.12. Base of pronotum bisinuate with three impressions, in antescutellar area slightly excised, posterior angles rectangular. Lateral margins straight and distinct in posterior half, in anterior half and anterior margin indistinct. Elytra elongate, brown, distinctly paler than pronotum, glabrous, shiny near scutellum with impression from both sides. Punctures of elytral striae as large as those of pronotum, interspaces between punctures in striae very narrow, elytral interspaces

with microgranulation and punctures distinctly smaller than punctures in striae. Elytral epipleura well developed, regularly narrowing to first abdominal sternite, then leads parallel. Basal half with large punctures. Legs brown with pale brown setation, femora distinctly darker than tibia and tarsi. Anterior and middle tarsomere 3, 4 and posterior tarsomere 3 distinctly broadened and lobed. Anterior tarsal claws with 10 visible teeth. Ventral side of body brown with punctation.

Distribution. Indonesia, Sumatra.

***Jaklia serraticornis* sp. nov.**

(Figs 11-18)

Type locality. Malaysia west, Pahang, Endau Rompin.

Type material. Holotype (♂): 'MALAYSIA WEST, PAHANG' / '70km SW of Kuala Rompin' / 'Endau Rompin N.P. 600m.' / 'G.Beremban (Kg.Tebu Hitam)' / '13.iv.-3.v.2009, P.Cechovsky lgt.', (VNPC); Paratypes: (1 ♂ 2 ♀♀): same data as holotype, (VNPC); (♂): 'Mentawai isls, Salappa' / 'S. SIBERUT isl., 50-100 m' / '6.2005, St. Jakl lgt', (VNPC) . The types are provided with a printed red label: 'Jaklia serraticornis sp. nov. HOLOTYPUS [resp. PARATYPUS] V. Novák det. 2009'.

Description of holotype. Habitus of male holotype as in Fig. 11. Body elongate, brown, length 7.32 mm, widest near midlength of elytra, maximum width 2.16 mm, 3.39 times longer than wide.

Head (Fig. 13) brown, posterior half glabrous with microgranulation, only with a few brown setae behind eyes, with dense punctation, punctures medium-sized and shallow. Anterior half with microgranulation, long pale brown setation and sparse punctation; clypeus impunctate, with microgranulation and long pale brown setation. Head widest across eyes 1.35 mm, approximately 0.88 times as wide as pronotal base. Length of head (visible part) 1.05 mm. Eyes dark, large, transverse, deeply excised, space between eyes very narrow, eyes almost touching one another. Ocular index equal to 2.34.

Antenna (Fig. 15). Relatively long (5.10 mm, i.e. reaching 0.70 of body length), unicoloured brown with dense, pale brown setation and microgranulation. Antennomeres 1-3 slightly shiny; antennomeres 4-11 dull, with dense punctation, light punctures small. Antennomeres 3-10 strongly serrate, antennomere 11 longest, antennomeres 2 and 3 very short. Ratios of relative lengths of antennomeres 1-11 equal to 2.35 : 0.96 : 1.00 : 3.48 : 3.88 : 4.00 : 3.92 : 4.36 : 4.48 : 4.52 : 5.40. Length / maximum width ratios of antennomeres 1-11 equal to 1.59 : 0.86 : 0.89 : 1.30 : 1.39 : 1.30 : 1.31 : 1.49 : 1.87 : 2.22 : 3.86.

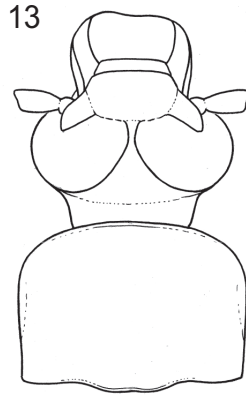
Maxillary palpus unicoloured pale brown, paler than clypeus, with microgranulation, slightly shiny. Ultimate palpomere broadly triangular with long pale brown setation. Palpomere 2 and penultimate palpomere narrow, slightly widened and with few long pale brown setae at apex, penultimate palpomere distinctly shorter than ultimate palpomere. Ratios of relative lengths of palpomeres 2-4 equal to 1.31 : 1.00 : 1.95. Length / maximum width ratios of palpomeres 2-4 equal to 2.73 : 1.44 : 1.64.



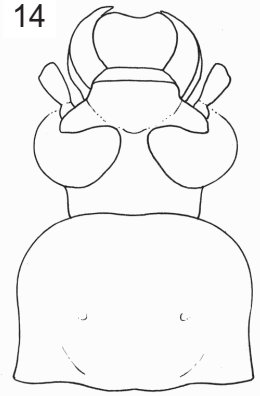
11



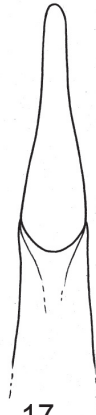
12



13



14



17



18



15



16

Figs 11-18. *Jaklia serraticornis* sp. nov.: 11- Habitus of male holotype; 12- Habitus of female; 13- Head and pronotum of male holotype; 14- Head and pronotum of female; 15- Antennae of male holotype; 16- Antennae of female; 17- Aedeagus, dorsal view; 18- Aedeagus, lateral view.

Pronotum (Fig. 13) brown, distinctly vaulted, glabrous, finely shiny, slightly transverse, distinctly narrower than elytra; longest in the middle (1.13 mm) and widest near middle, width at base of 1.55 mm. Pronotal index equal to 73.09. Borders complete and conspicuous along their entire length, only at middle of base indistinct. Posterior margin bisinuate, in antescutellar area finely excised, posterior angles rectangular, lateral margins in anterior half rounded, anterior angles inconspicuous. Anterior margin rounded. Surface with microgranulation, densely punctate, punctures medium-sized, interspaces between punctures narrow. Posterior half near posterior angles with deep, oval impressions from both sides, and one shallow, transverse impression near posterior margin.

Elytra glabrous, shiny, unicoloured brown, 5.14 mm long and 2.16 mm wide, distinctly broader than pronotum, widest approximately near half. Length / maximum width ratio equal to 3.39. Elytral interspaces slightly vaulted, with small punctures and microgranulation. Elytral striae with small punctures, but larger than in elytral interspaces. Elytral epipleura well developed, glabrous, shiny, concolorous with elytron, evenly narrowing in basal half, from mesosternum to metasternum parallel, in apical half before abdominal sternite 5 parallel, then narrowing to rounded apex. Basal half with two rows of large punctures and one row of small punctures.

Scutellum with microgranulation, broadly triangular with rounded apex, brown, concolorous with elytra.

Legs bicolorous, dark brown femora with short and sparse setation, reddish-brown tarsi and tibia with dense and long, pale brown setation. Femora thicker than tibia. Anterior tarsomeres 1-4, middle tarsomeres 3, 4 and posterior tarsomeres 3 distinctly broadened and lobed. Ratios of relative lengths of tarsomeres 1-5 and 1-4 equal to 1.00 : 0.89 : 1.00 : 1.09 : 1.59 (protarsus), 1.00 : 0.39 : 0.53 : 0.71 : 1.13 (mesotarsus), and 1.00 : 0.39 : 0.43 : 0.57 (metatarsus). Each anterior tarsal claw with 10 visible teeth.

Ventral side of body brown, glabrous, shiny, with deep punctures, prosternum concolorous with dorsal side, mesosternum, metasternum and abdomen darker than dorsal side. Punctuation of mesosternum and metasternum denser than that of prosternum. Abdomen with sparse, pale brown setation, with shallow punctuation and microgranulation, rather dull. Ultimate abdominal sternite with shallow impression in anterior half.

Aedeagus (Figs 17 and 18). Pale yellowish-brown, slightly shiny. Posterior half of basal piece slightly rounded, anterior half straight dorsally. Basal piece narrow laterally, 4.20 times as long as apical piece. Apical piece longitudinally triangular, regularly narrowing to narrow and slightly rounded apex dorsally.

Female (Figs 12, 14, 16). Antennae shorter than in male (reaching only 0.45 the body length), antennomere 3 distinctly longer than antennomere 2. Space between eyes broader than in male, approximately as long as length of antennomere 2.

Ratios of relative lengths of antennomeres 1-11 equal to 1.14 : 0.68 : 1.00 : 2.04 : 1.88 : 2.00 : 2.04 : 2.08 : 2.10 : 2.14 : 2.69. Length / maximum width ratios of antennomeres 1-11 equal to 1.44 : 1.27 : 1.37 : 2.04 : 2.09 : 1.92 : 2.08 : 2.08 : 2.45 : 2.44 : 4.71.

Ratios of relative lengths of tarsomeres 1-5 and 1-4 equal to 1.00 : 0.61 : 0.87 : 0.99 : 1.63 (protarsus), 1.00 : 0.34 : 0.28 : 0.47 : 0.72 (mesotarsus), and 1.00 : 0.45 : 0.34 : 0.61 (metatarsus). Both anterior tarsal claws with 9 visible teeth.

Variability. The type specimens vary somewhat in size; each character is given as its mean value, with full range in parentheses.

Males (n = 3). Length 7.24 mm (7.11-7.32 mm); head length 1.14 mm (1.05-1.27 mm); head width 1.32 mm (1.24-1.38 mm). Ocular index 3.40 (2.34-4.42). Pronotal length (along midline) 1.08 mm (1.06-1.13 mm); pronotal width at base 1.50 mm (1.41-1.55 mm). Pronotal index 72.33 (68.48-75.42). Elytral length 4.94 mm (4.67-5.14 mm); elytral width 2.09 mm (1.94-2.16 mm).

Females (n=2). Length 9.08 mm (8.58-9.57 mm); head length 1.11 mm (1.02-1.19 mm); head width 1.50 mm (1.42-1.57 mm). Ocular index 17.23 (15.22-19.24). Pronotal length (along midline) 1.21 mm (1.05-1.36 mm); pronotal width at base 1.78 mm (1.63-1.92 mm). Pronotal index 67.59 (64.26-70.91). Elytral length 5.81 mm (5.53-6.08 mm); elytral width 2.45 mm (2.36-2.53 mm).

Differential diagnosis. The *Jaklia serraticornis* sp. nov. differs from a similar species *J. horaki* sp. nov. mainly by space between eyes of males distinctly narrower than length of antennomere 2 and length of antennomere 2 approximately as long as length of antennomere 3, while the *J. horaki* sp. nov. has the space between eyes as broad as length of antennomere 2 and antennomere 3 distinctly longer than antennomere 2. Female of the species *J. serraticornis* sp. nov. differs from the female of the species *J. rufipennis* (Pic, 1915) comb. nov. mainly by posterior angles of pronotum slightly dilated outwards, lateral margins before posterior angles slightly excised and pronotum distinctly narrower than in female of the *J. rufipennis* (Pic, 1915) comb. nov., while the pronotum in *J. rufipennis* has posterior angles rectangular and lateral margins near posterior angles are straight. For further details see the key above.

Etymology. Compound name from Latin serrate (= serrate) and cornis (= antennae).

Distribution. Indonesia (Mentawai isls), Malaysia.

ACKNOWLEDGEMENTS. Sincere thanks are due to Antoine Mantilleri (MNHN) for loan of type material and Jiří Hájek (NMPC) for loan of new material of Alleculinae. Special thanks are due to Luboš Dembický (Brno, Czech Republic) for making digital photography and Zuzana Čadová (Liberec, Czech Republic) for her excellent drawings.

REFERENCES

- CAPBELL J. M. 1965: A revision of the genus *Charisius* (Coleoptera: Alleculidae). *Coleopterist's Bulletin* 19: 41-56.
- CAPBELL J. M. & MARSHAL J. D. 1964: The ocular index and its applications to the taxonomy of the Alleculidae (Coleoptera). *Coleopterist's Bulletin* 18: 42.
- CROTCH G. R. 1873: *Check-List of the Coleoptera of America, North of Mexico*. Salem: Massachusetts Naturalists' Agency, 136 pp.

- LAPORTE F. L. N. de [comte de Castelnau] 1840: *Histoire naturelle de insectes Coléoptères; avec une introduction renfermant l'anatomie et la physiologie de animaux articulés, par M. Brullé. Tome deuxième.* Paris: P. Duménil, 563 + [1] pp., pls. 20-37.
- PIC M. 1915: Descriptions abrégées diverses. *Mélanges Exotico-Entomologiques* 12: 1-20.
- SEIDLITZ G. C. M. von 1896: *Alleculidae*. Pp. 1-305. - In: ERICHSON, W. F. et al. (eds.): *Naturgeschichte des Insecten Deutschlands, I. Abt., Bd. 5, 2. Hälfte.* Berlin: Nicolaische Verlags-Buchhandlung R. Stricker, 305 pp.

Received: 23.7.2009

Accepted: 1.9.2009